







API Version 3.1.2

Shipway is complete solution to courier shipment tracking & Notifications in ecommerce business. Some the major method for this API are listed below:

To use API's, You need to register at shipway.in and after that you will receive an email with username, password and Licence Key.

You need to use username and Licence key in API Request.

Api List

-  **Carriers List with id**- For getting all carrier ids
-  **pushOrderData** – To push the tracking and other details into Shipway
-  **getOrderShipmentDetails** – Get the tracking status and details
-  **Shipment Status codes & definitions.**

How to use API's:

- To use Shipway you need to push the order data into shipway once by using API (**pushOrderData**).
- Only after pushing data to shipway you are allowed to that you can track the shipment by using API(**getOrderShipmentDetails**).

Carriers List with id

This method returns all the available couriers on shipway. You can get the carrier id as per your need for push order data in shipway.

Url: <https://shipway.in/api/carriers>

Request Method : POST

Input Format : JSON

Input parameters :

Parameter	Description	Mandatory
username	Valid login id / username	yes
password	Licence Key	yes

Input Example:

```
{
  "username": "user_test",
  "password": "da2b9ebd89b88a6e7fc99b9exxxxxxx"
}
```

pushOrderData

This method allows users to push customer information, tracking number to shipway.in.

All the pushed customers will be notified by email and sms when status of their consignment is changed. Many other premium features will also be provided. Features are dependent upon the plans.

Url : <https://shipway.in/api/pushOrderData>

Request Method : POST

Input Format : JSON

Input parameters :

Parameter	Description	Mandatory
username	Valid login id / username (user_demo)	yes
password	Licence key/ (0551dba1lka12880a37066)	yes
carrier_id	Courier Id of shipment	Yes
awb	Air Waybill/Tracking number	Yes
order_id	Order Id	yes
email	Email of customer	yes
phone	Phone no of customer	yes
first_name	First name of customer	yes
last_name	Last name of customer	yes
products	Small Description of products(Max 35 characters)	Yes
Company	Your company name	Yes

Input Example:

```
{  
  "username": " user_demo ",  
  "password": "0551dba1lka12880axxxx",  
  "carrier_id": "1", // 1 for bluedart ,please refer to above table  
  "awb": " 12971049xxxxxx",  
  "order_id": "10",  
  "first_name": "N/A",  
  "last_name": " N/A ",  
  "email": " N/A ",  
  "phone": " N/A ",  
  "products": " N/A ",
```

```
"company": "xxxxx "
```

```
}
```

Note : The fields with value N/A are not applicable in your case. But you have to send 'N/A' in API Input.

Response:

Response will be in json format:

Response example for success:

```
{"status": "success"}
```

getOrderShipmentDetails

URL : <https://shipway.in/api/getOrderShipmentDetails>

INPUT FORMAT : JSON

METHOD : POST

INPUT FIELDS:

Field Name	Is Mandatory	Description
username	Yes	Shipway Username
password	Yes	Shipway Licence Key
order_id	Yes	Order Id ,for which you need shipment details

Response Format : JSON

Input Example :

```
{
  "username":" user_demo ",
  "password":" 0551dba1lka12880a37066",
  "order_id":"10"
}
```

Output Example:

```
{
  "status": "Success",
  "response": {
    "pickupdate": "2015-07-30 00:00:00",
    "current_status": "Shipment Delivered received By: Self at 1300",
    "current_status_code": "DEL",
    "from": "Mumbai",
    "to": "Gurgaon",
    "time": "2015-08-04 19:37:00",
    "scan": [
      {
        "time": "2015-08-04 19:37:00",
        "location": "DEL/GGN-Gurgaon",
        "status_detail": "Shipment Delivered received By: Self at 1300"
      },
      {

```

```
"time": "2015-08-04 09:28:00",  
"location": "DEL/GGN-Gurgaon",  
"status_detail": "Out For Delivery"  
},  
{  
"time": "2015-08-04 07:05:00",  
"location": "DEL/GGN-Gurgaon",  
"status_detail": "Arrived at DEL/GGN, Gurgaon, Haryana"  
},  
{  
"time": "2015-08-04 06:58:00",  
"location": "DEL/PC1-Delhi",  
"status_detail": "In transit from DEL/PC1, Delhi, Delhi"  
},  
{  
"time": "2015-08-01 21:18:00",  
"location": "PNQ/CHK-Pune",  
"status_detail": "In transit from PNQ/CHK, Pune, Maharashtra"  
},  
{  
"time": "2015-08-01 00:27:00",  
"location": "PNQ/CHK-Pune",  
"status_detail": "Arrived at PNQ/CHK, Pune, Maharashtra"  
},  
{
```

```

    "time": "2015-07-31 08:12:00",
    "location": "BOM/HUB-Mumbai",
    "status_detail": "In transit from BOM/HUB, Mumbai, Maharashtra"
  },
  {
    "time": "2015-07-30 10:43:00",
    "location": "BOM/HUB-Mumbai",
    "status_detail": "Handover to Courier"
  }
]
}
}

```

Shipment Statuses and their meaning:

current_status_code is the current status code you will receive in **getOrderShipmentDetails API**

	current_status_code	Status Description
1	DEL	Delivered
2	INT	In Transit
3	UND	Undelivered
4	RTO	RTO
5	RTD	RTO Delivered
6	CAN	Cancelled
7	SCH	Shipment Booked
8	PKP	Picked Up
9	ONH	On Hold
10	OOD	Out for Delivery
11	NWI	Network Issue
12	DNB	Delivery Next Day
13	NFI	Not Found/Incorrect
14	ODA	Out of Delivery Area
20	OTH	Others
21	SMD	Delivery Delayed

22	22	Address Incorrect
23	23	Delivery Attempted
24	24	Pending - Undelivered
		Delivery Attempted-Premises
25	25	Closed
26	CRTA	Customer Refused
27	CNA	Consignee Unavailable
28	DEX	Delivery Exception
30	DRE	Delivery Rescheduled
31	PNR	COD Payment Not Ready
32	LOST	Lost